



- LED Speed & Time countdown
- Digital control of parameters
- 1-90 second Pulse (Quick spin)
- CE Marked (see safety features)
- Sensors Tacho, Imbalance & Lid
- Stainless steel bowl & barrier ring

- **Sold complete with rotor**
- E22B2 with 5420 12 x 15ml rotor
- E22B5 with 5435 6 x 50ml rotor
- E22B8 with 5408 8 x 15ml rotor
- E22B9 with 5501 8 x 4/5ml rotor




Speed 1000-6000 Rpm Max Rcf 3800G Timer 0-30mins Size 23x26x39Cm Weight 13.75Kg


E22B Rotors


Adaptors available for smaller tube sizes


5408 & 5420 rotors **8009** 10ml Tube size 110 x 12mm Max
5435 rotor **6007** 15ml Tube size 125 x 17mm Max

8009S 5ml tube size 75 x 12mm Max
6006 25ml tube size 125x 25mm Max

 **5408**
8x15ml fixed angle rotor
Max Speed 6000Rpm Rcf 3500G

 **5420**
12x15ml fixed angle rotor
Max Speed 6000Rpm Rcf 3800G

 **5501**
8x4/5ml Swing out rotor
Max Speed 3750Rpm Rcf 2000G
NOTE Single use rotor only

 **5435**
6x50ml fixed angle rotor
Max Speed 6000Rpm Rcf 3800G

