

● **PikoREAL[®] qPCR Thermal Cycler**

賴智偉
儀器部 應用主任
岑祥股份有限公司

Introduction to the PikoREAL qPCR System

- **Thermo Fisher Scientific's first instrument in the qPCR market**
- **Key features:**
 - Built on Piko technology, providing the same thermal performance, speed and low power and reagent consumption
 - Smaller footprint than any competing system
 - Five optical detection channels



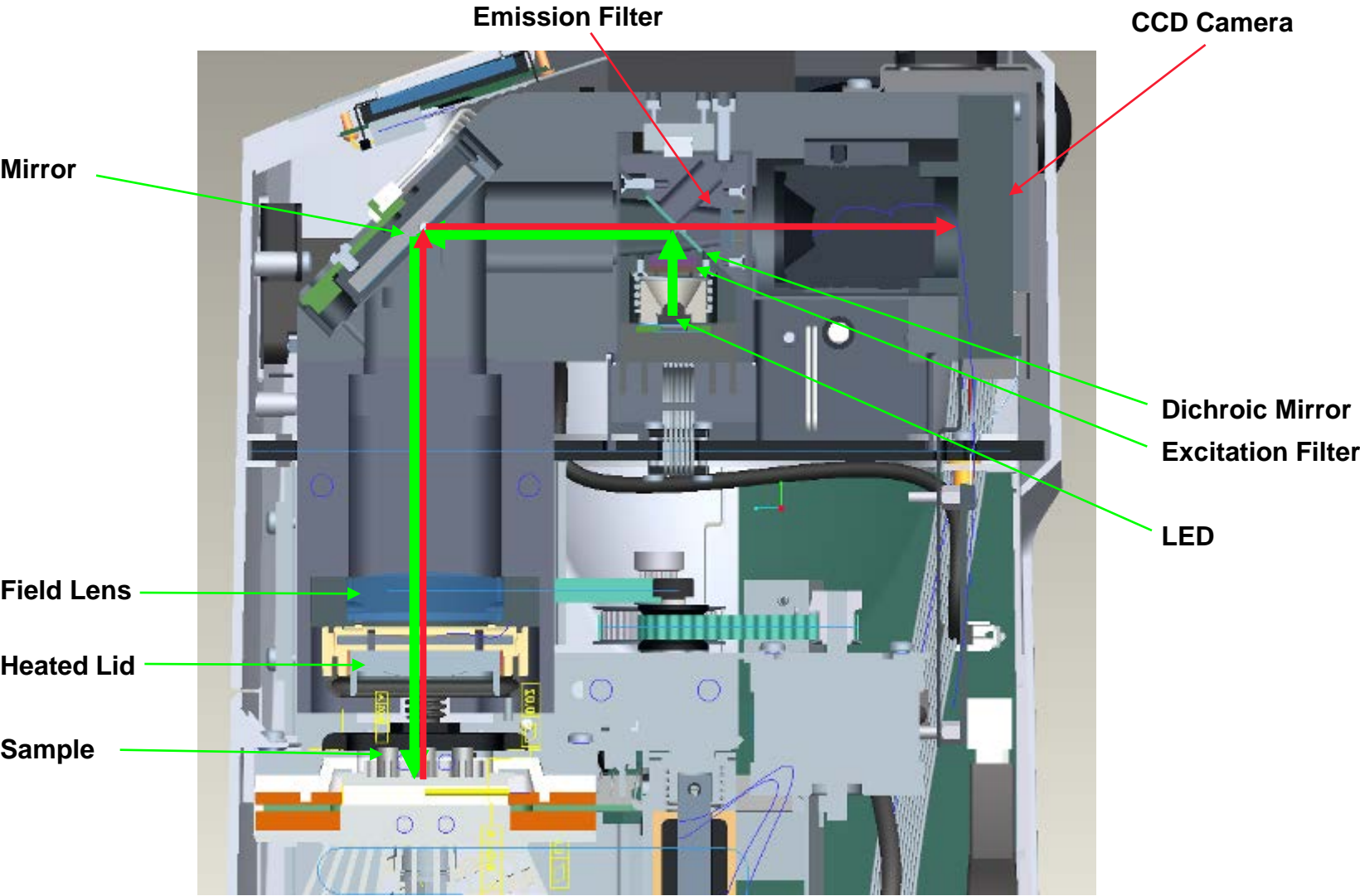
PikoREAL Optical System

- Three major components for the optical system:
 - Light source: **5x LED**
 - Long lasting, constant and stable signal throughout the qPCR experiment and life of the instrument
 - Detector: **CCD camera**
 - Collect data from all wells and dyes simultaneously and fast enough to allow multiple reads of the plate to be taken at each cycle of the qPCR
 - Separation of light into specific wavelengths: **excitation and emission filters**
 - Ensures only the correct wavelength of light reaches the sample and only the emitted light from the dye molecule reaches the detector.

PikoREAL Dye Compatibility

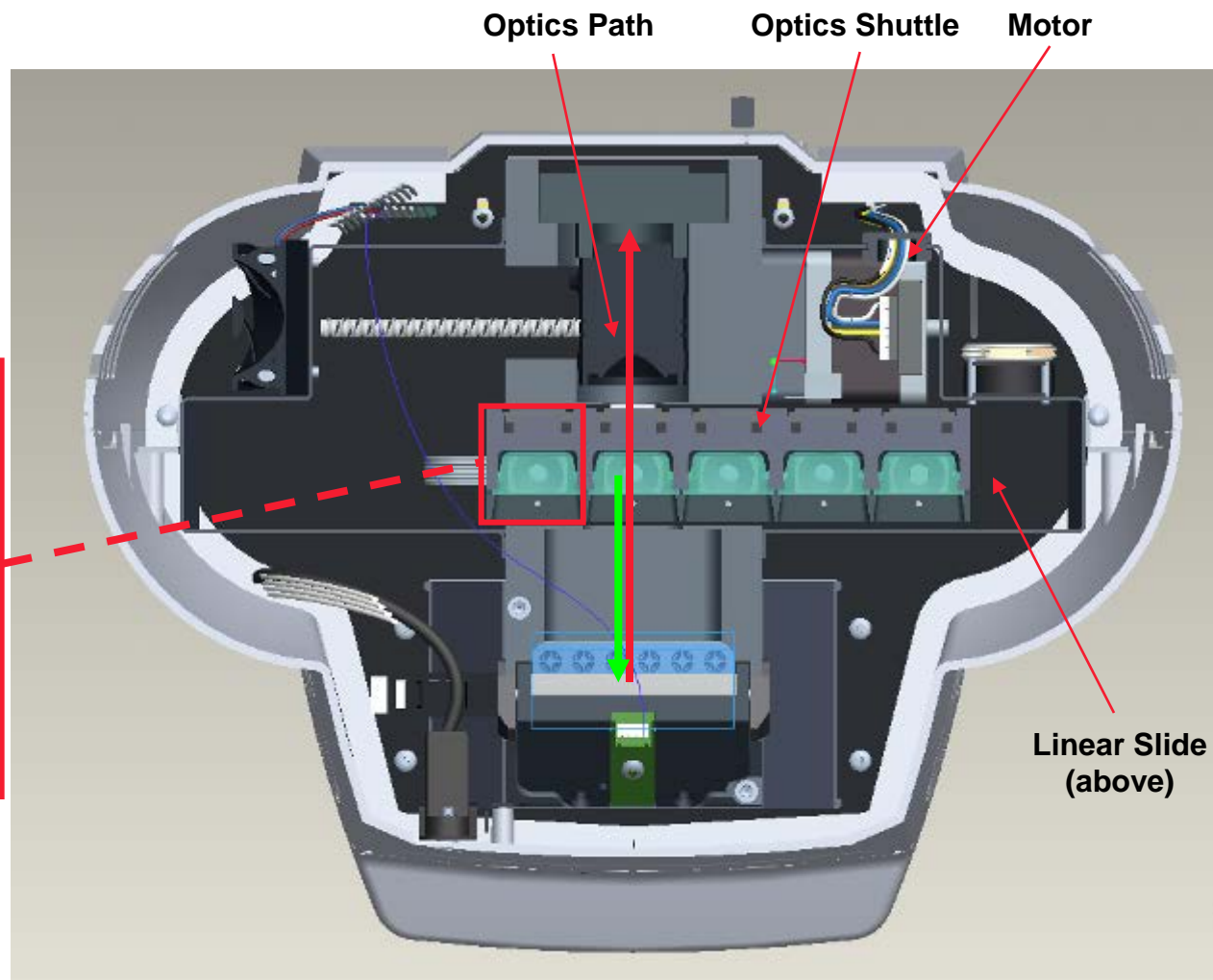
| Channel | Compatible Dyes |
|----------------|------------------------------|
| 1 | FAM, fluorescein, SYBR Green |
| 2 | HEX, Yakima Yellow |
| 3 | ROX, Texas Red |
| 4 | Cy5 |
| 5 | HRM: coming soon |

PikoREAL Optical Light Path

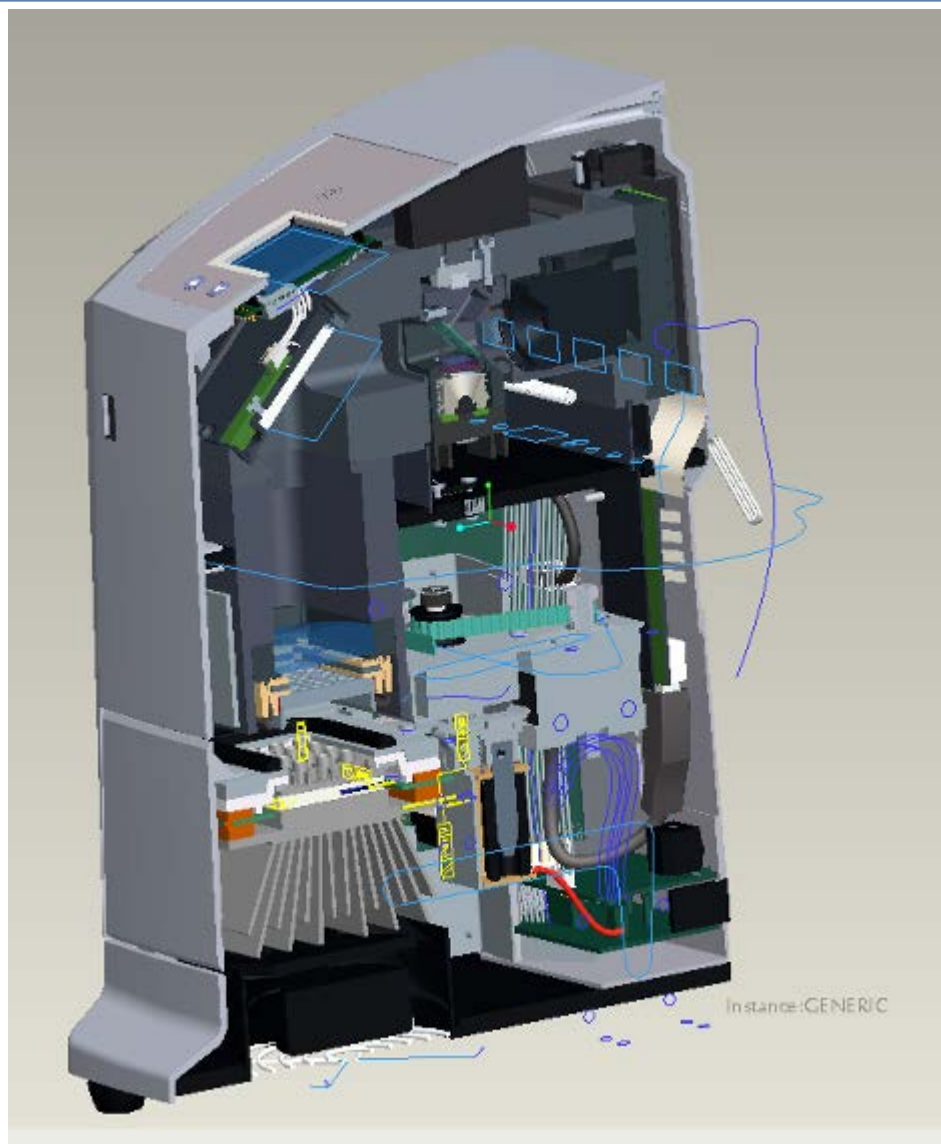


Optics System – Channel Selection

- Linear optics shuttle moves to any of the 5 positions
- Shuttle contains separate LED, reflector, excitation filter, dichroic mirror and emission filter for each of the 5 channels



Internal Design of PikoREAL



PikoREAL Block Specifications

- Tremendous thermal performance:
 - Thermal accuracy ± 0.2 °C
 - Thermal uniformity ± 0.3 °C at 95 °C
 - Average ramp rate 5 °C/s heating and 4.5 °C/s cooling, Max ramp rate 7 °C/s
 - ≤ 1 sec for all samples to reach same Temp.
 - Thermal range 4°C - 99.9°C
- Block configurations
 - 24-well and 96-well
- Based around the Piko PCR Plate which is $\frac{1}{4}$ the size of conventional microplates
 - Maintains industry-standard sample capacity and well-to-well spacing routinely used in research and diagnostic labs

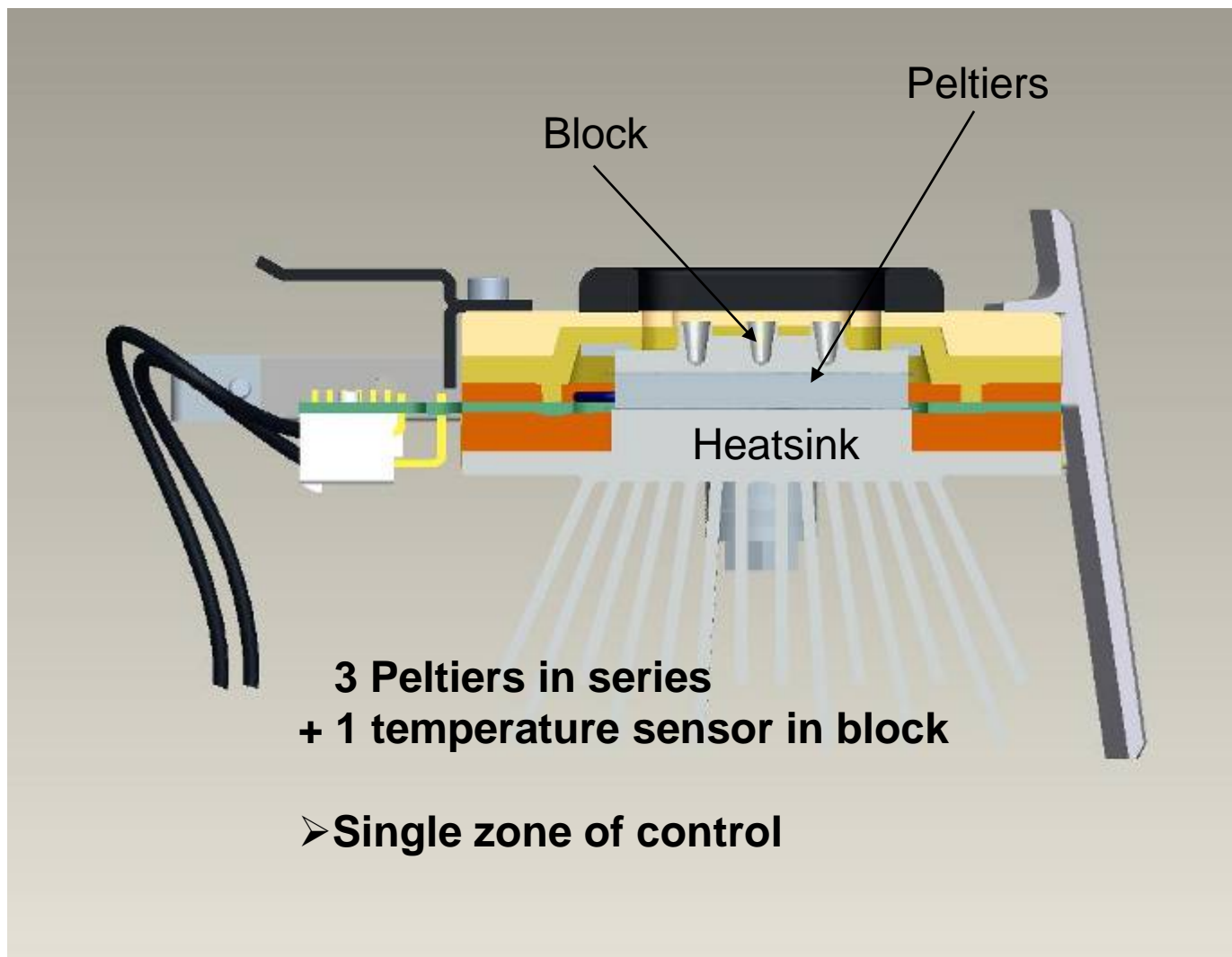


Block Formats

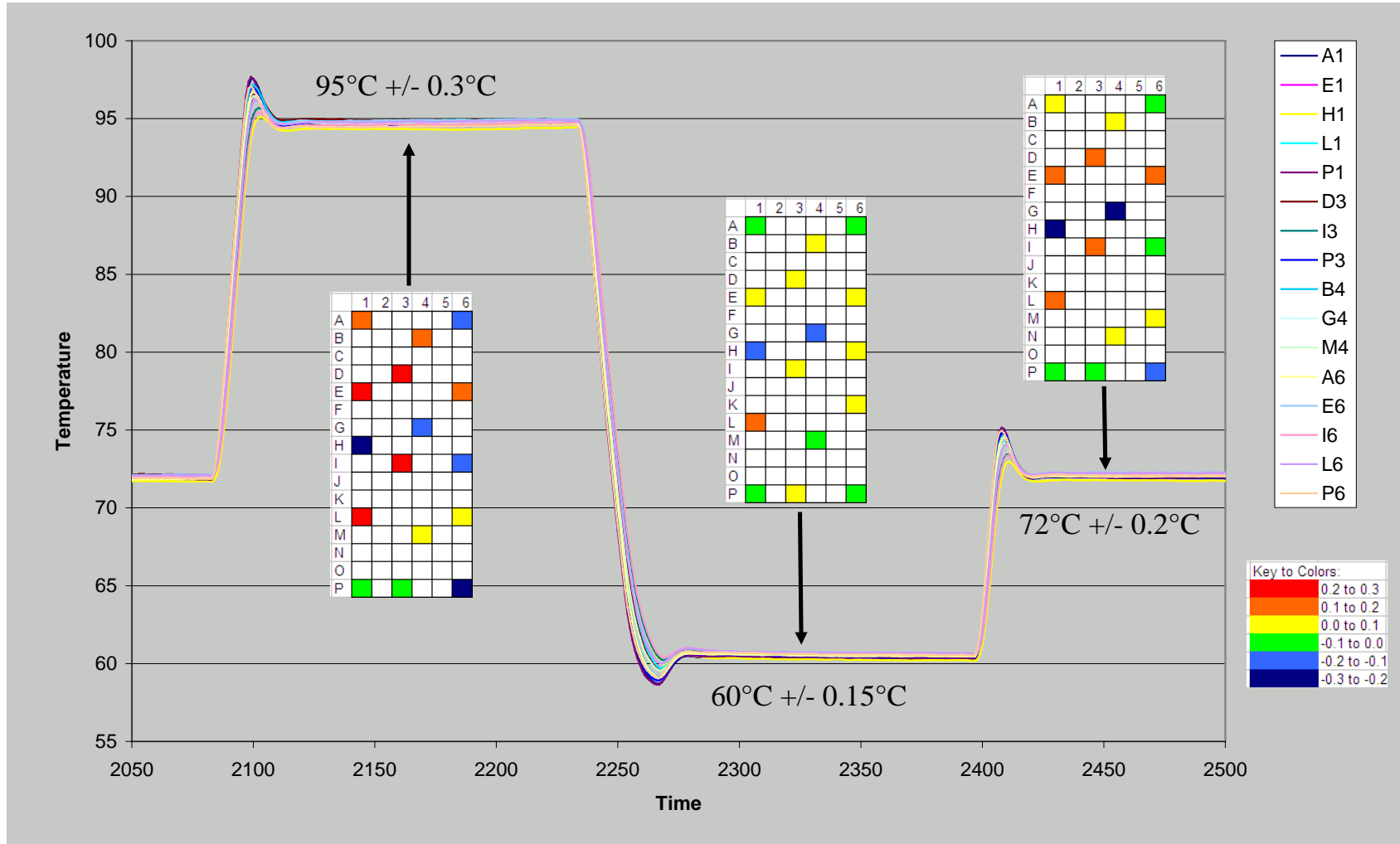
- 24-well block
 - $\frac{1}{4}$ of a standard SBS 96-well plate
 - Well volume 0.225 ml
 - Sample volumes of 5-50 μ l
 - Fits Thermo UTW 24 well Piko plates and strip tubes
 - Standard PCR products can also be used
- 96-well block
 - $\frac{1}{4}$ of a standard SBS 384-well plate
 - Well volume 50 μ l
 - Sample volumes of 5-20 μ l
 - Fits Thermo UTW 96 well Piko plates



PikoREAL Thermal System



PikoREAL – Superior Thermal Performance



Automated Drawer and Heated Lid Mechanisms

- Fully-automated and motorized drawer function
 - CD driveline loading mechanism contributes to the tiny footprint, and simplifies the loading process to a single push of a button
- Automated lid has both temperature and pressure control
 - Computer-controlled lid pressure, so the process of keeping samples sealed and free from evaporation is simple and repeatable.
 - The temperature and pressure are automatically applied when the consumables and sample volume are selected.

PC Applications Software Homepage

Data Analysis options

Instrument User Interface

- Applications software specific for the PikoReal
 - Can be run remotely or via a PC
- Data analysis options for:
 - Relative quantification
 - Absolute quantification
 - Melt curve
 - Allelic discrimination

Relative
quantification

Absolute
quantification

Melting curve

Allelic discrimination

Programming the Thermal Cycler

Protocol Editor

Estimated time for protocol: 1 Hour 20 Min. 15 Sec.

Protocol Graph

Protocol Properties

Name: Default protocol

Reaction Volume: 15 μ l

Advanced >>

Protocol Description and Steps

Default protocol

| Step No | Loop | Step Type | Step Data |
|---------|------|---------------|--|
| 1 | | Temperature | Temp.:95°C; Time:07:00 |
| 2 | | Loop | Number of cycles to loop:39; Number of steps inside loop:2 |
| 3 | x | Temperature | Temp.:95°C; Time:00:10 |
| 4 | x | Temperature | Temp.:60°C; Time:00:15; Data acquisition:True |
| 5 | | Temperature | Temp.:60°C; Time:01:00 |
| 6 | | Melting Curve | Start temperature:60°C; End temperature:95°C; Hold time:00:10; Temperature increment after |
| 7 | | Temperature | Temp.:30°C; Time:00:10 |

Step 1 Properties

Temperature: 95.0 °C

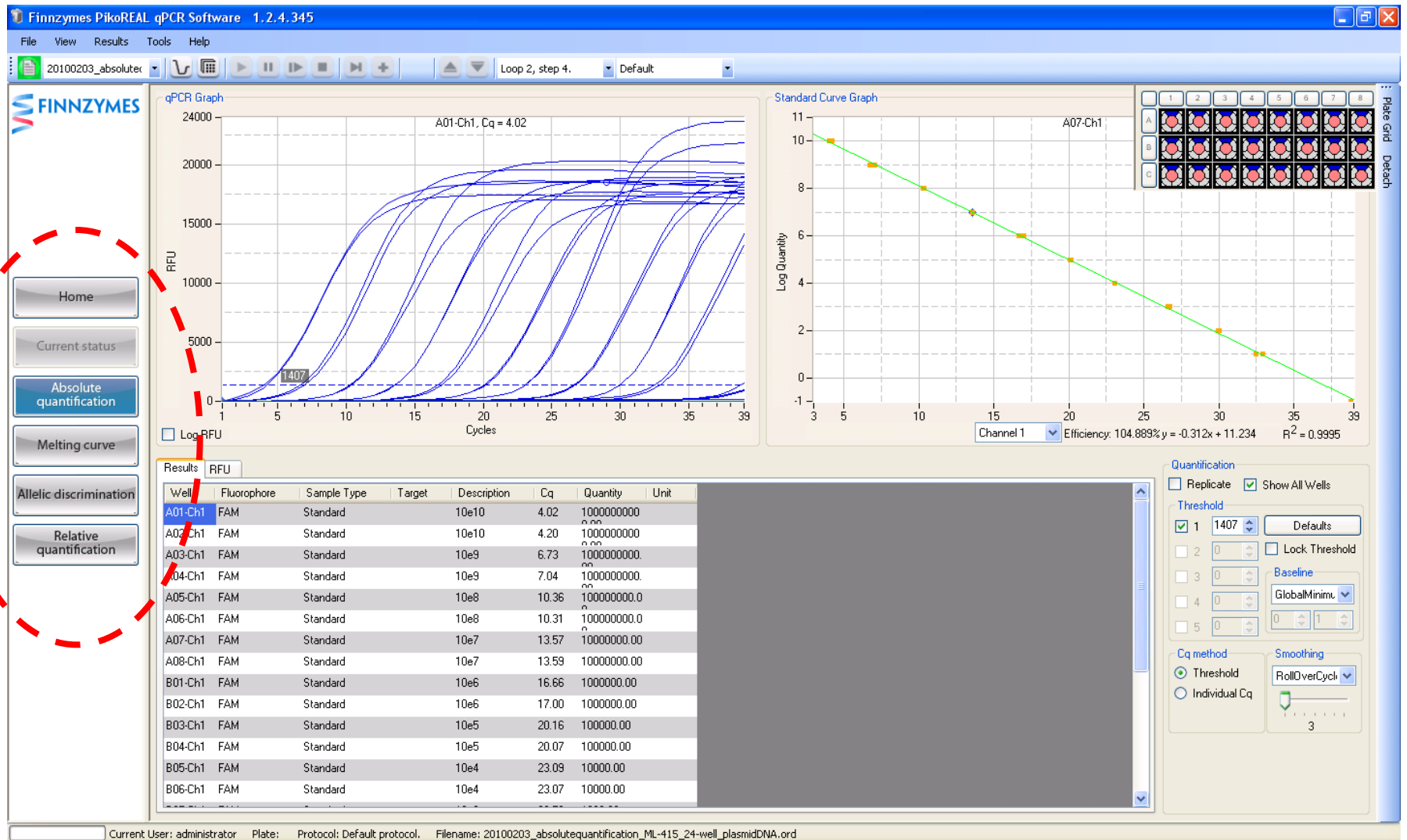
Time: 7 Min 0 Sec

Infinite Hold
 Data Acquisition

Advanced >>

LOOP STEP
TEMP STEP
MELT STEP
X
Up Arrow
Down Arrow
Cancel
OK

qPCR in Many Forms



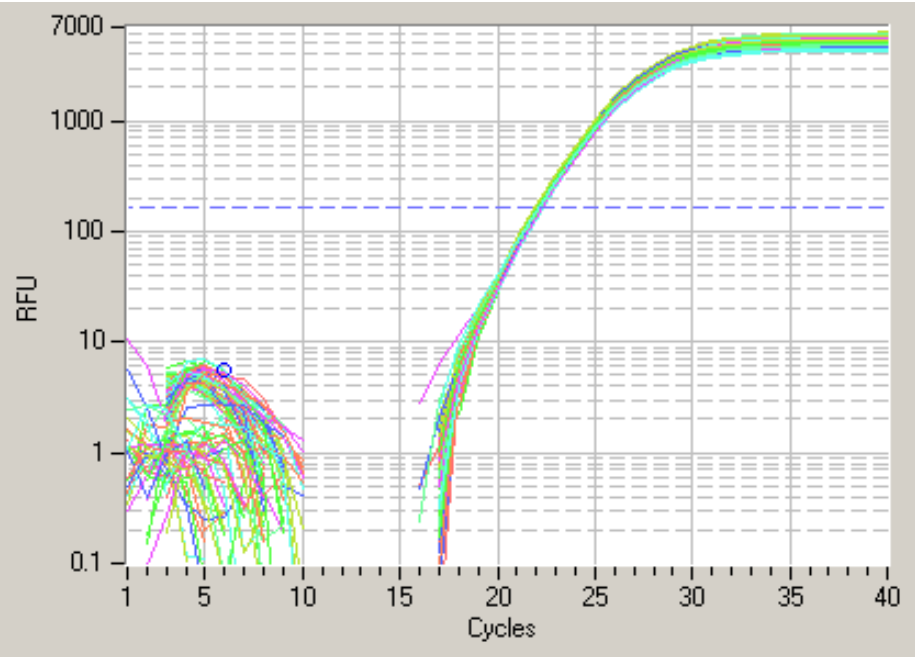
Additional Features of PikoREAL

• Size.....

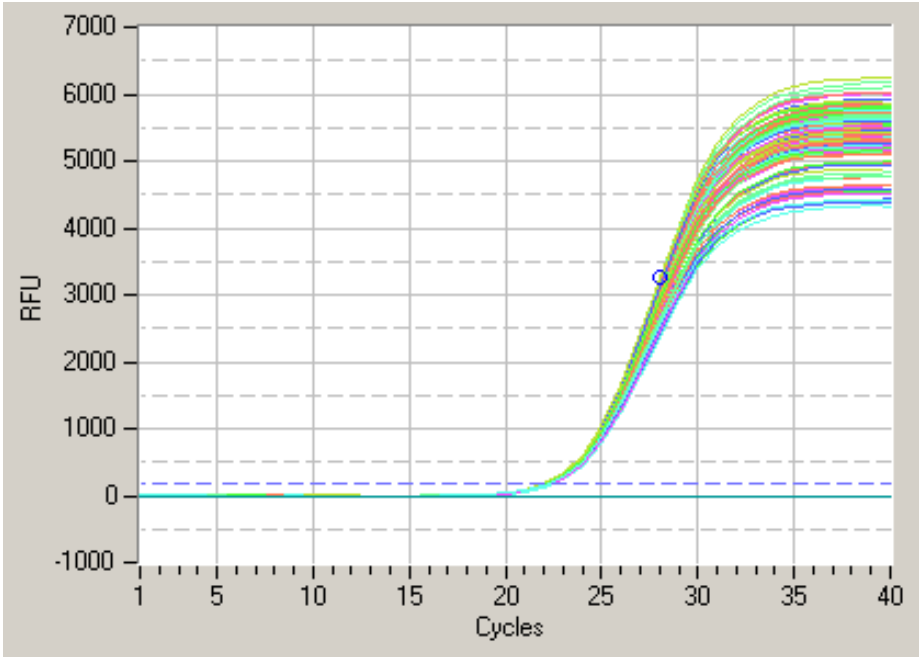
- Only 20cm x 30cm x 32cm (W x D x H)
- Footprint of 600cm²
- Weight 10kg
- Auto restart on power failure
- Communication
 - USB port for data and protocol transfer
 - Ethernet for connection to PC
- Universal power supply
- Very quiet operation, no noisy fans
- Low energy requirements compared to competitors
- 1 year warranty



Excellent Uniformity Across 96 Wells



Log scale

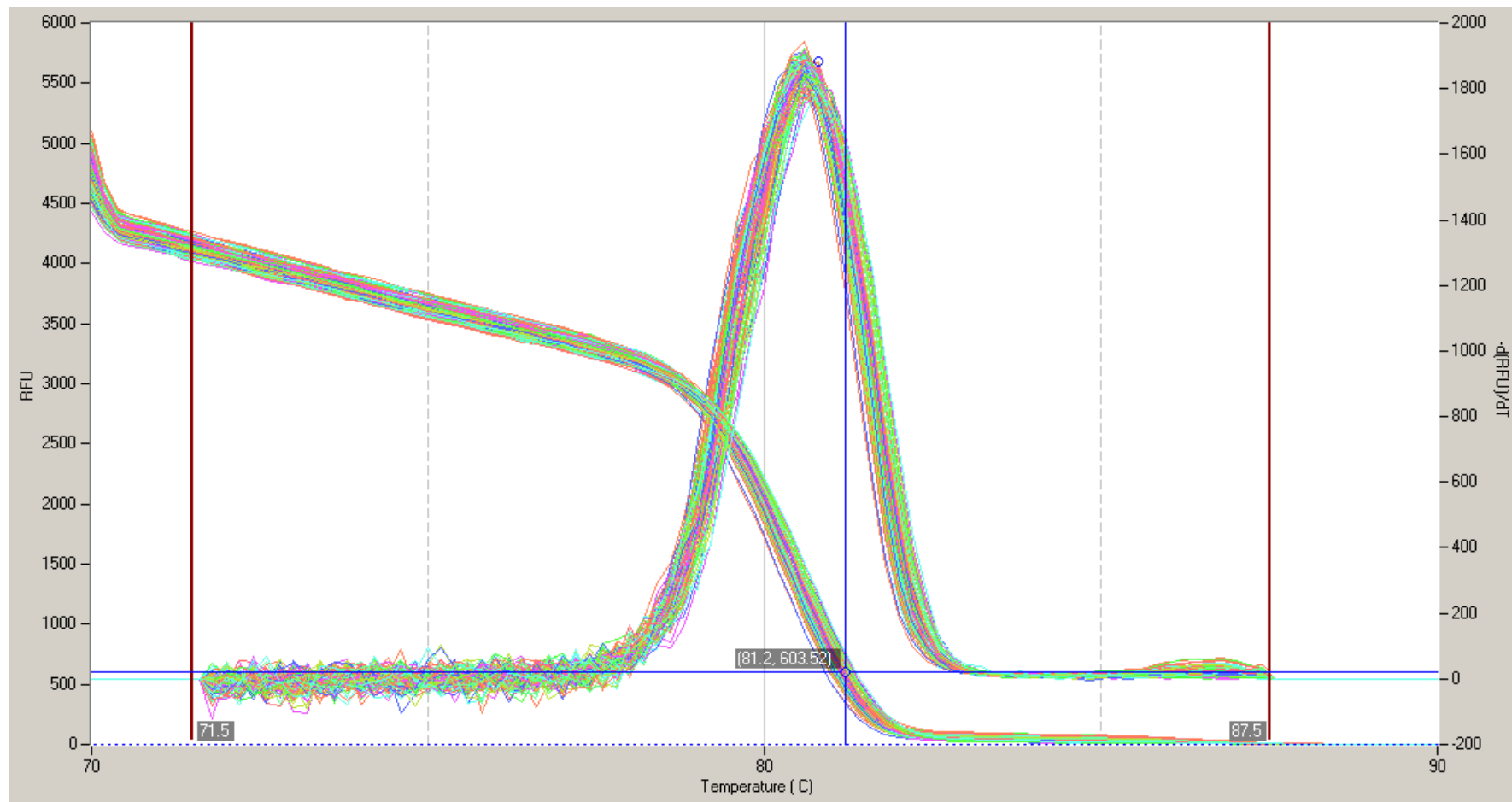


Linear scale

Dynamo SYBR Flash in all 96 wells

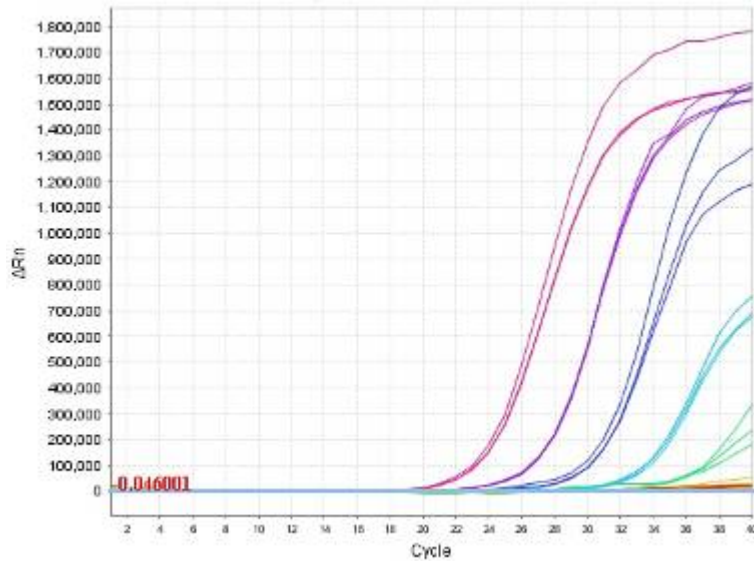
| | |
|--------|--------|
| Ave Cq | 21.082 |
| Max Cq | 21.28 |
| Min Cq | 20.88 |
| d Cq | 0.4 |
| SD Cq | 0.090 |

Melt Curve Analysis: Dynamo SYBR Flash

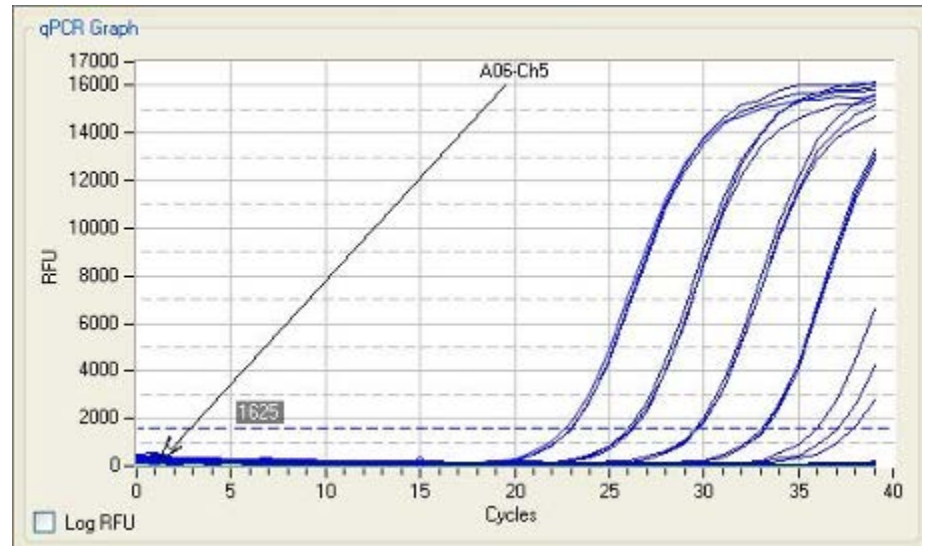


PikoREAL vs LifeTech 7500 Fast

ABi 7500

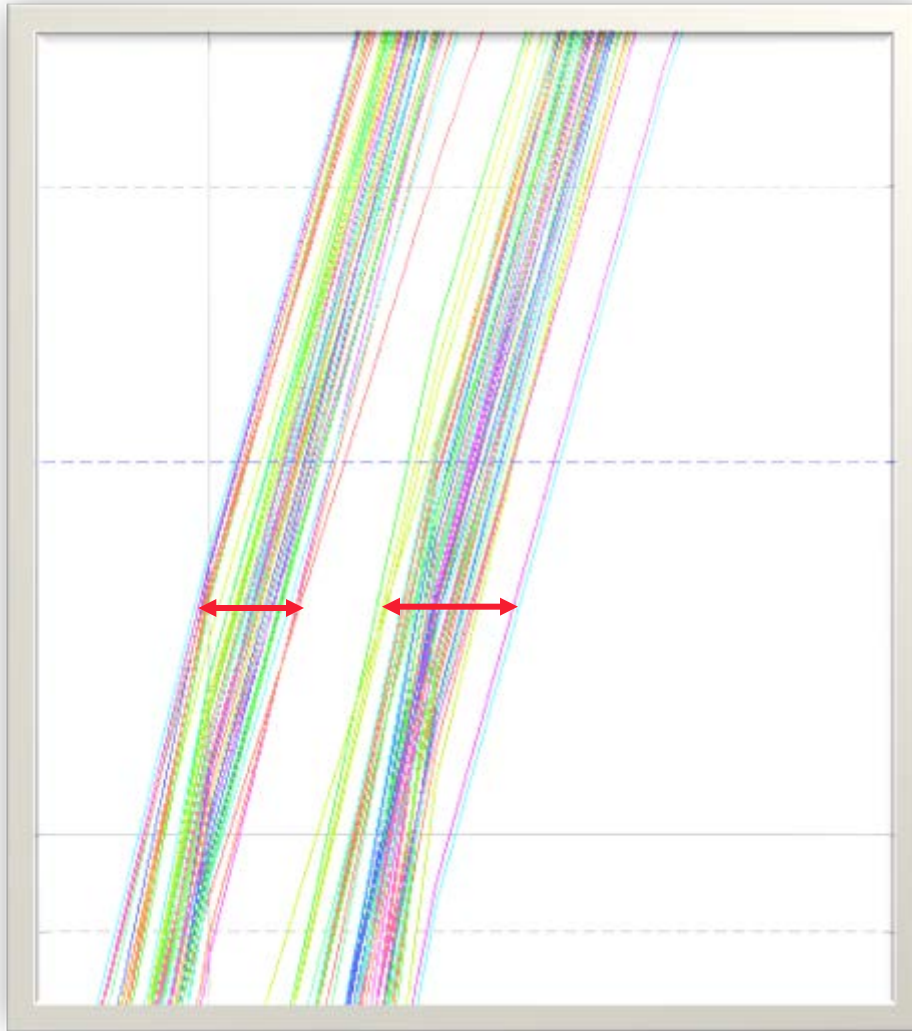


PikoREAL



TaqMan Hydrolysis probe with FAM label, identical cycling conditions were used.


2-Fold Discrimination



2-fold discrimination of 5,000 and 10,000 copies is easily achievable

StepOne and StepOne Plus

- PikoREAL has both 24 and 96-well options, StepOne has 48-well capacity and Plus has 96-well
- PikoREAL has superior thermal performance ($\pm 0.3^{\circ}\text{C}$ vs. $\pm 0.5^{\circ}\text{C}$)
 - Increased reproducibility across plate
 - Faster run time, 10-30min for PikoREAL
- PikoREAL can truly multiplex 4 assays (4th one for Plus is TAMRA (quencher and StepOne only 3 dye)
- PikoREAL has wider dynamic range and greater sensitivity
- HRM available soon on PikoREAL
- Size and price: 2 for 1!
- StepOne/Plus can be programmed directly via the colour touchscreen but market feedback indicates the software is not user-friendly



Bio-Rad CFX 96

- The CFX units are positioned as a standard to mid throughput unit
 - 96 and 384-well blocks with optional robotic plate loading
- Thermal performance of the two instruments is similar for speed and uniformity
 - If we add in UTW and Thermo fast reagents then PikoREAL is faster
- The optics of the CFX are LED/APD shuttle so the each well is scanned in turn
 - Takes 20 seconds to scan the plate; in 40 cycle qPCR this is 13mins and the PikoREAL could be finished the entire PCR program and sample reading!
- The CFX has an upgradeable thermal cycler base and gradient function
- Customer like the software although it is not easy to export the raw data
- PikoREAL is much smaller and is more energy efficient
- In the market often quotations for incomplete systems



Bio-Rad MiniOpticon

- PikoREAL and MiniOpticon are placed similarly in the market
- The thermal performance of the PikoREAL is superior: speed, uniformity and temperature range (MiniOpticon only 35 -99°C, so no RT assays)
- The PikoREAL has 24 or 96-well formats compared to 48-well of Bio-Rad (but it does have a gradient)
- It's possible to multiplex 4 assays on PikoREAL, only 2 on MiniOpticon
 - 48 blue LEDs as light source and 2 photodiodes for detectors
- PikoREAL will have HRM soon
- MiniOpticon is the only other very small instrument on the market.



Qiagen Rotorgene Q

