



## PLANETARY BALL MILL PM 100

**The Planetary Ball Mill PM 100 is a powerful benchtop model with a single grinding station and an easy-to-use counterweight which compensates masses up to 8 kg. It allows for grinding up to 220 ml sample material per batch.**

**The extremely high centrifugal forces of Planetary Ball Mills result in very high pulverization energy and therefore short grinding times.**

The PM 100 can be found in virtually all industries where the quality control process places the highest demands on purity, speed, fineness and reproducibility.

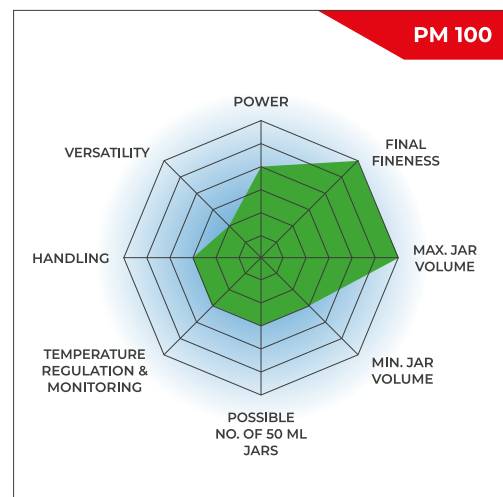
The mill is ideally suited for tasks in research like mechanochemistry (co-crystal screening, mechano-synthesis, mechanical alloying and mechanocatalysis), or ultrafine colloidal grinding on a nanometer scale, as well as for routine tasks such as mixing and homogenizing soft, hard, brittle or fibrous materials.



[Click to view video](#)

### THE IDEAL BALL MILL FOR STANDARD APPLICATIONS

- | Max. speed 650 rpm
- | Up to 10 mm feed size and 0.1 µm final fineness
- | 1 grinding station for jars from 12 ml up to 500 ml
- | Jars of 12 – 80 ml can be stacked (two jars each)
- | GrindControl to measure temperature and pressure inside the jar.
- | Aeration lids to control the atmosphere inside the jar
- | Storable SOPs and cycle programs, 5 different jar materials for dry and wet grinding



## FAST & POWERFUL

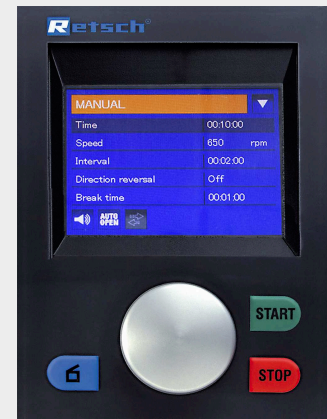
- | Loss-free size reduction down to the submicron range
- | Wet grinding yields particle sizes in the nanometer range (<100 nm)
- | Variable speed from 100 to 650 rpm, speed ratio 1:-2
- | Grinding with up to 33.3 x acceleration of gravity
- | Batch-wise processing with max. 1 x 220 ml sample
- | 2 x 20 ml sample per batch with stacked jars



## PLANETARY BALL MILL PM 100

# REPRODUCIBILITY, SAFETY AND EASY HANDLING

- | Reproducible results due to speed control
- | Easy and safe clamping of grinding jars
- | The Safety Slider prevents starting the machine without securely clamped jars
- | Perfect stability on the lab bench thanks to FFCS technology
- | Innovative counterweight and imbalance sensor for unsupervised operation
- | Comfortable parameter setting via display and ergonomic 1-button operation
- | Automatic grinding chamber ventilation
- | 10 SOPs can be stored, programmable starting time
- | Power failure backup ensures storage of remaining processing time



## SETTINGS & OPTIONS

- | Dry and wet grinding possible
- | Suitable for long-term trials, 99 h max.
- | Interval operation allows for cooling breaks
- | Direction reversal helps to minimize caking effects

## THE BEST ALTERNATIVE TO A RETSCH PLANETARY BALL MILL? A RETSCH MIXER MILL.




Benefit from particularly ergonomic handling while achieving the same finenesses down to the nanometer range.

PLANETARY BALL MILL PM 100

## SAFETY FIRST: COUNTERWEIGHT AND JAR CLAMPING


### COUNTERWEIGHT



[Click to view video](#)

Planetary mills with a single grinding station require a counterweight for balancing purposes. In the planetary ball mill PM 100 this counterweight can be adjusted on an inclined guide rail to compensate for the different heights of the centers of gravity of differently-sized grinding jars and thus avoid undesired oscillations of the machine.

### SAFETY SLIDER



[Click to view video](#)

Operation of the RETSCH planetary ball mills is particularly safe. They feature a robust Safety Slider which ensures that the mill can only be started after the grinding jar has been securely fixed with a clamping device. The self-acting lock ensures that the jar is seated correctly and securely. This proven solid mechanical system is less failure-prone than electronic solutions - the user has full access to the sample at any time. When the electronic system fails, it is not possible to unlock the jars, for example.

## PLANETARY BALL MILL PM 100

# WET AND NANO-SCALE GRINDING WITH THE PM 100

Wet grinding is used to obtain particle sizes below 5  $\mu\text{m}$ , as small particles tend to get charged on their surfaces and agglomerate, which makes further grinding in dry mode difficult. By adding a liquid or dispersant the particles can be kept separated.

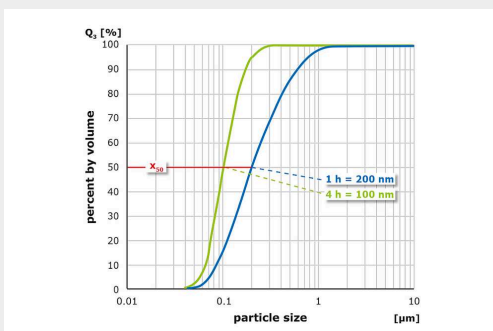
To produce very fine particles of 100 nm or less (nano-scale grinding) by wet grinding, friction rather than impact is required. This is achieved by using a large number of small grinding balls which have a large surface and many friction points. The ideal filling level of the jar should consist of 60 % small grinding balls.

For more details on jar filling, wet grinding and sample recovery watch the video.



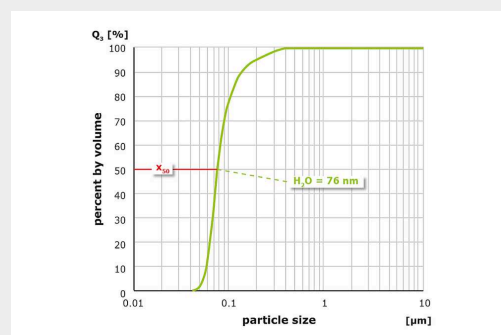
[Click to view video](#)

The graphic shows the result of grinding alumina ( $\text{Al}_2\text{O}_3$ ) at 650 rpm in the PM 100. After 1 h of size reduction in water with 1 mm grinding balls, the mean value of the particle size distribution is 200 nm; after 4 h it is 100 nm.



Grinding of alumina in water with 1 mm grinding balls (left) after 1 hour (blue) and after 4 hours (green)

In another trial, the material was first pulverized for 1 hour with 1 mm grinding balls and then for 3 hours with 0.1 mm grinding balls. In this case, an average size of 76 nm was achieved.



Grinding of alumina with 1 mm grinding balls (1 hour) and then with 0.1 mm balls (3 hours) in water

The results show that planetary ball mills can produce particle sizes in the nanometer range. The choice of the right ball size, the type of liquid and the liquid/solid ratio (viscosity level) play a crucial role in this process.



PLANETARY BALL MILL PM 100

## EASYFIT GRINDING JARS FOR EXCELLENT RESULTS

The performance and the result of sample preparation are also determined by the choice of the grinding jar and its ball charge. The EasyFit range of jars has been specially designed for extreme working conditions such as long-term trials, even at maximum speed of 800 rpm, wet grinding, high mechanical loads and maximum speeds as well as for mechanical alloying. This line of jars is suitable for all RETSCH planetary ball mills.

The new EasyFit grinding jar series features a structure on the bottom of the 50-500 ml jars called Advanced Anti-Twist (AAT). This ensures that the jars are tightly fixed without the risk of twisting, even at high speed, and that wear and tear is drastically reduced. Secure clamping of the jars is made much easier: to find the correct clamping position, a maximum twist of 60° is required.

The geometry of the EasyFit jars in the 50 ml and 250 ml sizes has been enlarged in diameter and reduced in height compared to the previous "comfort" models. This offers two advantages: better grinding results and interchangeable lids, as there are only three diameter dimensions for the entire grinding jar range.

### Diameter categories

- | Diameter 1: 12 ml and 25 ml grinding jars
  - | Diameter 2: 50 ml, 80 ml and 125 ml grinding jars
  - | Diameter 3: 250 ml and 500 ml grinding jars
- 
- | Available jar sizes: 12 ml / 25 ml / 50 ml / 80 ml / 125 ml / 250 ml / 500 ml
  - | Innovative Advanced Anti-Twist (AAT) function ensures secure fit of grinding jars
  - | High flexibility thanks to suitability of three lid sizes for all seven jar sizes
  - | Pressure-tight and dust-proof O-ring sealing prevents material spillage
  - | Jars and balls available in 5 materials: hardened stainless steel, tungsten carbide, agate, sintered aluminium oxide, zirconium oxide
  - | Stainless steel protective jacket for agate, sintered aluminium oxide, zirconium oxide and tungsten carbide grinding jars
  - | A groove between jar body and lid allows for easy opening of the lid, e. g. with the help of a spatula, if there are underpressure effects inside the jar



## JARS & LIDS FOR SPECIAL APPLICATIONS


- | For colloidal or wet grinding, the use of a grinding jar with a special closure device is recommended
- | The special closure device is designed for ergonomic handling
- | Aeration lids are designed for working under inert atmosphere, for example if oxygen can influence the grinding process or the mechanosynthesis. The lids allow the introduction of gases like argon or nitrogen into the grinding jar.
- | Optional pressure and temperature measuring system PM GrindControl



GrindControl



Aeration lid



[Click to view video](#)

Video:  
Aeration lid

Both the aeration lid and GrindControl can now be equipped with inlays of different materials. Thus, the lid can be used for, e. g. a steel and a zirconium oxide jar by simply exchanging the inlay.

## ADAPTER FOR SPECIAL APPLICATIONS

With a special adapter, co-crystal screening can be carried out in a planetary ball mill, using disposable vials such as 1.5 ml GC glass vials. The adapter features 24 positions arranged in an outer ring with 16 positions and an inner ring with 8 positions. The outer ring accepts up to 16 vials, allowing for screening up to 64 samples simultaneously when using the Planetary Ball Mill PM 400. The 8 positions of the inner ring are suitable to perform trials with different energy input, e.g. for mechanosynthesis research.

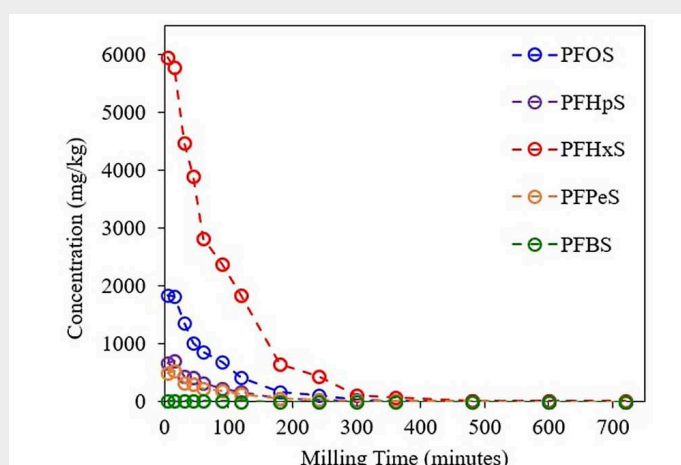
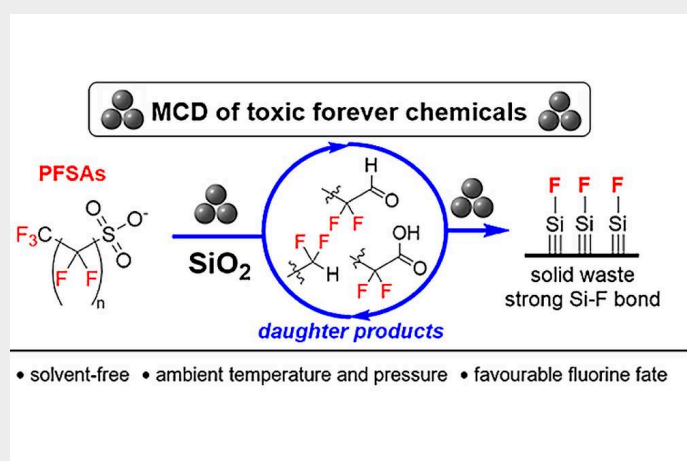




## MECHANOCHEMICAL DESTRUCTION OF FOREVER CHEMICALS IN PM 100

In a detailed study, Gobindlal et al. (2022) [10] investigated the mechanochemical destruction (MCD) of perfluorosulfonic acids (PFSAs), a subclass of persistent per- and polyfluoroalkyl substances (PFASs), using the PM 100.

- Milling Setup: 0.05 g of PFAS standards were mixed with 5 g of quartz sand in a 50 ml stainless steel jar with ten 10 mm stainless steel balls.
- Milling was performed at ambient temperature and pressure, without solvents or chemical additives. Samples were milled for up to 720 minutes, under relatively mild conditions, to assess degradation kinetics and establish the underlying degradation mechanisms.
- The PM 100 achieved 99.99% degradation of total PFSA content after 720 minutes. Individual compounds like PFOS, PFHpS, PFHxS, PFPeS, and PFBS showed rapid degradation, with PFBS reaching complete destruction by 180 minutes.



Decreasing concentration of different Perfluorosulfonic acids (PFAs) while grinding in the PM100 over a period of 700 min; Results presented by the group of Kapish Gobindlal [1]

### MECHANISM OF ACTION:

Quartz sand, when ground in the PM 100, generates reactive surface radicals that initiate PFAS breakdown. These radicals facilitate C-F bond cleavage, one of the strongest in organic chemistry, leading to the mineralization of fluorine into stable Si-F bonds. Another study by the same group highlights the scalability and effectiveness of MCD using the Retsch PM 100 planetary ball mill for the remediation of PFAS-contaminated land and the destruction of stockpiled AFFFs.

## PLANETARY BALL MILL PM 100

### RECOMMENDED JAR FILLINGS

To produce optimum grinding results, the jar size should be adapted to the sample amount to be processed. The grinding balls are ideally sized 3 times bigger than the largest sample piece. Following this rule of thumb, the number of grinding balls for each ball size and jar volume is indicated in the table below. To pulverize, for example, 200 ml of a sample consisting of 7 mm particles, a 500 ml jar and grinding balls sized at least 20 mm or larger are recommended. According to the table, 25 grinding balls are required.

Grinding jar nominal volume	Sample amount	Max. feed size	Recommended ball charge (pieces)					
			Ø 5 mm	Ø 7 mm	Ø 10 mm	Ø 15 mm	Ø 20 mm	Ø 30 mm
12 ml	up to ≤5 ml	<1 mm	50	15	5	-	-	-
25 ml	up to ≤10 ml	<1 mm	95 – 100	25 – 30	10	-	-	-
50 ml	5 – 20 ml	<3 mm	200	50 – 70	20	7	3 – 4	-
80 ml	10 – 35 ml	<4 mm	250 – 330	70 – 120	30 – 40	12	5	-
125 ml	15 – 50 ml	<4 mm	500	110 – 180	50 – 60	18	7	-
250 ml	25 – 120 ml	<6 mm	1100 – 1200	220 – 350	100 – 120	35 – 45	15	5
500 ml	75 – 220 ml	<10 mm	2000	440 – 700	200 – 230	70	25	8

The table shows the recommended charges (in pieces) of differently sized grinding balls in relation to the grinding jar volume, sample amount and maximum feed size.

PLANETARY BALL MILL PM 100

## TYPICAL SAMPLE MATERIALS

RETSCH planetary ball mills are perfectly suitable for size reduction of, for example, alloys, bentonite, bones, carbon fibres, catalysts, cellulose, cement clinker, ceramics, charcoal, chemical products, clay minerals, coal, coke, compost, concrete, electronic scrap, fibres, glass, gypsum, hair, hydroxyapatite, iron ore, kaolin, limestone, metal oxides, minerals, ores, paints and lacquers, paper, pigments, plant materials, polymers, quartz, seeds, semi-precious stones, sewage sludge, slag, soils, tissue, tobacco, waste samples, wood, etc.

### TOUGH-FIBROUS: WOOD



*40 g sample  
500 ml stainless steel  
grinding jar  
8 x 30 mm stainless  
steel grinding balls  
5 min at 380 rpm*

### HARD-BRITTLE: MAGNETITE



*315 g sample  
250 ml tungsten  
carbide grinding jar  
15 x 20 mm tungsten  
carbide grinding balls  
5 min at 500 rpm*

### MEDIUM-HARD: SOIL



*45 ml sample  
125 ml stainless steel  
grinding jar  
7 x 20 mm stainless  
steel grinding balls  
2 min at 400 rpm*

### FIBROUS: DRIED GRASS




*200 ml sample  
250 ml zirconium oxide  
grinding jar  
15 x 20 mm zirconium  
oxide grinding balls  
30 min at 480 rpm*

**MEDIUM-HARD/  
FIBROUS: SEWAGE  
SLUDGE**



20 g sample  
125 ml zirconium oxide  
grinding jar  
50 x 10 mm zirconium  
oxide grinding balls  
30 min at 380 rpm with  
direction reversal

**MEDIUM-HARD:  
LIMESTONE**



170 ml sample  
500 ml zirconium oxide  
grinding jar  
8 x 30 mm zirconium  
oxide grinding balls  
3 min at 450 rpm

**HARD-BRITTLE: LAPIS  
LAZULI**



4 sample pieces  
50 ml zirconium oxide  
grinding jar  
3 x 20 mm zirconium  
oxide grinding balls  
2 min at 420 rpm

**SOFT - WET GRINDING:  
CAROTENE**



50 g sample + 70 g oil  
50 ml zirconium oxide  
grinding jar  
1100 g 3 mm zirconium  
oxide grinding balls  
2 h at 480 rpm (interval  
operation with 10 min  
grinding / 10 min break  
= net grinding time 1 h)

To find the best solution for your sample preparation task, visit our application database.

## PLANETARY BALL MILL PM 100

# FUNCTIONAL PRINCIPLE

The grinding jar is arranged eccentrically on the sun wheel of the planetary ball mill. The direction of movement of the sun wheel is opposite to that of the grinding jars in the ratio 1:-2. The grinding balls in the jars are subjected to superimposed rotational movements, the so-called Coriolis forces. The difference in speeds between balls and jars produces an interaction between frictional and impact forces, which releases high dynamic energies. The interplay between these forces produces the high and very effective degree of size reduction of the planetary ball mill, both, in ball to ball and ball to wall interactions.



[Click to view video](#)

Planetary mills with a single grinding station require a counterweight for balancing purposes. In the Ball Mill PM 100 this counterweight can be adjusted on an inclined guide rail. In this way the different heights of the centers of gravity of differently-sized jars can be compensated in order to avoid disturbing oscillations of the machine.

Any remaining vibrations are compensated by feet with some free movement (Free-Force Compensation Sockets). This innovative technology is based on the d'Alembert principle and allows very small circular movements of the machine housing that result in an automatic mass compensation. The laboratory bench is only subjected to minimal frictional forces generated in the feet.

In this way the planetary ball mill PM 100 ensures a quiet and safe operation with maximum compensation of vibrations even with the largest pulverization forces inside the grinding jars and therefore can be left on the bench unsupervised.

## PLANETARY BALL MILL PM 100

### TECHNICAL DATA

<b>Applications</b>	pulverizing, mixing, homogenizing, colloidal milling, mechanical alloying, mechanosynthesis, nano grinding, co-crystal screening
<b>Field of application</b>	agriculture, biology, chemistry, construction materials, engineering / electronics, environment / recycling, geology / metallurgy, glass / ceramics, medicine / pharmaceuticals
<b>Feed material</b>	soft, hard, brittle, fibrous - dry or wet
<b>Size reduction principle</b>	impact, friction
<b>Material feed size*</b>	< 10 mm
<b>Final fineness*</b>	< 1 µm, for colloidal grinding < 0.1 µm
<b>Batch size / feed quantity*</b>	max. 1 x 220 ml, max. 2 x 20 ml with stacked grinding jars
<b>No. of grinding stations</b>	1
<b>Speed ratio</b>	1 : -2
<b>Sun wheel speed</b>	100 - 650 min <sup>-1</sup>
<b>Effective sun wheel diameter</b>	141 mm
<b>G-force</b>	33.3 g
<b>Type of grinding jars</b>	EasyFit, optional areation covers, safety closure devices
<b>Material of grinding tools</b>	hardened steel, stainless steel, tungsten carbide, agate, sintered aluminum oxide, silicon nitride, zirconium oxide
<b>Grinding jar sizes</b>	12 ml / 25 ml / 50 ml / 80 ml / 125 ml / 250 ml / 500 ml
<b>Stackable grinding jars</b>	12 ml / 25 ml / 50 ml / 80 ml
<b>Adapter for single-use glas vials</b>	24 x 1.5 ml / 7 x 20 ml
<b>Setting of grinding time</b>	digital, 00:00:01 to 99:59:59
<b>Interval operation</b>	yes, with direction reversal
<b>Interval time</b>	00:00:01 to 99:59:59
<b>Pause time</b>	00:00:01 to 99:59:59
<b>Storable SOPs</b>	10
<b>Interface</b>	RS 232 / RS 485
<b>Drive</b>	3-phase asynchronous motor with frequency converter
<b>Drive power</b>	750 W
<b>Electrical supply data</b>	different voltages
<b>Power connection</b>	1-phase

<b>Protection code</b>	IP 30
<b>Power consumption</b>	~ 1250W (VA)
<b>W x H x D closed</b>	640 x 480 (780) x 420 mm
<b>Net weight</b>	~ 86 kg
<b>Standards</b>	CE
<b>Patent / Utility patent</b>	Counter weight (DE 20307741), FFCS (DE 20310654), SafetySlider (DE 202008008473)

\*depending on feed material and instrument configuration/settings

## REFERENCES

[1] Kapish Gobindlal, Zoran Zujovic, Jacob Jaine, Cameron C. Weber, Jonathan Sperry; Solvent-free ambient temperature and pressure destruction-of PFSA's under MCD presents a detailed study on the mechanochemical destruction (MCD) of perfluorosulfonic acids (PFSA's), Environmental Science & Technology 2023, DOI: 10.1021/acs.est.2c06673.

[www.retsch.com/pm100](http://www.retsch.com/pm100)



## ORDER DATA

### PLANETARY BALL MILL PM 100

**(please order grinding jars and balls separately)**

20.540.0001



PM 100 with 1 grinding station,  
speed ratio 1 : -2

**other electrical versions available for the same price**

### ACCESSORIES PLANETARY BALL MILLS

22.661.0002



Clamping unit for PM 100 / PM 400

03.025.0178

Adapter for stacking grinding jars 50 ml - 80 ml

22.221.0002



Add-on weight for PM 100

02.728.0048



Counter aid for sun wheel PM 100, PM 200 and PM 400

03.486.0062

Opening aid for clamping unit of planetary ball mills

99.200.0006



IQ/OQ Documentation for PM 100

### PRESSURE AND TEMPERATURE MEASURING SYSTEM GRINDCONTROL

**incl. sensors and transmitter unit, insert of lid, software, case, opening aid and cleaning accessories for PM  
(please order grinding jars separately)**

22.782.0021

GrindControl for PM grinding jar EasyFit 250 or 500 ml, stainless, hardened steel

22.782.0031

GrindControl for PM grinding jar EasyFit 250 or 500 ml, zirconium oxide






22.782.0020

GrindControl for PM grinding jar EasyFit 50, 80 or 125 ml, stainless, hardened steel

22.782.0026

GrindControl with PM grinding jar EasyFit 50, 80 or 125 ml, zirconium oxide



### ACCESSORIES

05.114.0054		O-ring for 250 ml - 500 ml grinding jars EasyFit (PM)
22.186.0006		Sintered filter with O-ring, set à three pieces
03.474.0228		GrindControl insert of lid for PM grinding jar EasyFit 250 and 500 ml, stainless, hardened steel
03.474.0239		GrindControl insert of lid for PM grinding jar EasyFit 250 and 500 ml, zirconium oxide
03.474.0240		GrindControl insert of lid for 50, 80 or 125 ml, stainless, hardened steel
03.474.0241		GrindControl insert of lid for 50, 80 or 125 ml, zirconium oxide
22.864.0001		Spare set valves M8X1 for GrindControl and aeration lids

## GRINDING JARS EASYFIT

**(grinding jars EasyFit are suitable for all planetary ball mills)**

### HARDENED STAINLESS STEEL

01.462.0239		12 ml
01.462.0240		25 ml
01.462.0516		50 ml
01.462.0517		80 ml
01.462.0518		125 ml
01.462.0519		250 ml
01.462.0520		500 ml

### TUNGSTEN CARBIDE

01.462.0494		50 ml
01.462.0495		80 ml
01.462.0527		125 ml
01.462.0497		250 ml

#### AGATE

01.462.0509	50 ml
01.462.0511	80 ml
01.462.0515	125 ml
01.462.0502	250 ml
01.462.0506	500 ml


#### SINTERED ALUMINUM OXIDE


01.462.0507	50 ml
01.462.0512	125 ml
01.462.0499	250 ml
01.462.0503	500 ml

#### ZIRCONIUM OXIDE

01.462.0508	50 ml
01.462.0510	80 ml
01.462.0513	125 ml
01.462.0500	250 ml
01.462.0504	500 ml

#### ADAPTER FOR GLASS VIALS

01.462.0540  Adapter for 24 x 1.5 ml glass vials, stainless, hardened steel

22.749.0009  Glass vial 1.5 ml incl. septum cap, 100 pieces

05.181.0112 Replacement pressure spring for adapter for 24 x 1.5 ml glass vials, 1 piece











01.462.0541 Adapter for 7 x 20 ml glass vials, stainless, hardened steel

22.749.0010 Glass vial 20 ml incl. septum cap, 100 pieces




05.181.0044 Replacement pressure spring for adapter for 7 x 20 ml glass vials, 1 piece


## ACCESSORIES FOR GRINDING JARS EASYFIT FOR WET GRINDING, GRINDING WITH INERT ATMOSPHERE AND MECHANICAL ALLOYING (MA)


### AERATION LIDS (INCL. INLAY)

22.107.0613		for grinding jars EasyFit 50 ml - 125 ml, hardened stainless steel
22.107.0616		for grinding jars EasyFit 50 ml - 125 ml, tungsten carbide
22.107.0617		for grinding jars EasyFit 50 ml - 125 ml, agate
22.107.0615		for grinding jars EasyFit 50 ml - 125 ml, zirconium oxide
22.107.0618		for grinding jars EasyFit 250 ml - 500 ml, hardened stainless steel
22.107.0621		for grinding jars EasyFit 250 ml - 500 ml, tungsten carbide
22.107.0622		for grinding jars EasyFit 250 ml - 500 ml, agate
22.107.0620		for grinding jars EasyFit 250 ml - 500 ml, zirconium oxide
22.107.0619		for grinding jars EasyFit 250 ml - 500 ml, aluminum oxide
22.864.0001		Spare valve set for aeration lids M8x1


### INLAY FOR AERATION LID

03.474.0225		for grinding jars EasyFit 50 ml - 125 ml, hardened stainless steel
03.474.0207		for grinding jars EasyFit 50 ml - 125 ml, tungsten carbide
03.474.0208		for grinding jars EasyFit 50 ml - 125 ml, agate
03.474.0206		for grinding jars EasyFit 50 ml - 125 ml, zirconium oxide

03.474.0226  for grinding jars EasyFit 250 ml - 500 ml, hardened stainless steel

03.474.0210  for grinding jars EasyFit 250 ml - 500 ml, tungsten carbide

03.474.0211  for grinding jars EasyFit 250 ml - 500 ml, agate

03.474.0209  for grinding jars EasyFit 250 ml - 500 ml, zirconium oxide

03.474.0215  for grinding jars EasyFit 250 ml - 500 ml, aluminum oxide

## SAFETY CLOSURE DEVICES

22.867.0011 for grinding jars EasyFit 50 ml - 125 ml

22.867.0012 for grinding jars EasyFit 250 ml - 500 ml


02.486.0055 Opening aid for safety closure device


## GASKETS FOR GRINDING JARS EASYFIT


### O-RINGS

05.114.0086 O-ring for 12 ml grinding jar EasyFit

05.114.0085 O-ring for 25 ml grinding jar EasyFit

05.114.0054  O-ring for 250 ml - 500 ml grinding jars EasyFit

05.114.0056  O-ring for 50 ml - 125 ml grinding jars EasyFit

05.114.0063  O-ring for 250 ml - 500 ml grinding jars EasyFit, agate

## GRINDING BALLS

### HARDENED STEEL

05.368.0029 5 mm Ø



05.368.0030 7 mm Ø



05.368.0059 10 mm Ø



05.368.0032 12 mm Ø



05.368.0108 15 mm Ø



05.368.0033 20 mm Ø



05.368.0057 30 mm Ø



#### STAINLESS STEEL

22.455.0010 2 mm Ø, 500 g (approx. 110 ml)



22.455.0011 3 mm Ø, 500 g (approx. 120 ml)



22.455.0002 3 mm Ø, 200 pieces (approx. 6 ml)



22.455.0001 4 mm Ø, 200 pieces (approx. 14 ml)



22.455.0003 5 mm Ø, 200 pieces (approx. 25 ml)



05.368.0034 5 mm Ø



05.368.0035 7 mm Ø



05.368.0063 10 mm Ø



05.368.0037 12 mm Ø



05.368.0109 15 mm Ø



05.368.0062 20 mm Ø



05.368.0105 25 mm Ø



05.368.0061 30 mm Ø



#### TUNGSTEN CARBIDE

22.455.0006 3 mm Ø, 200 pieces (approx. 6 ml)



22.455.0005 4 mm Ø, 200 pieces (approx. 14 ml)



22.455.0004 5 mm Ø, 200 pieces (approx. 25 ml)



05.368.0038 5 mm Ø



05.368.0039 7 mm Ø



05.368.0071 10 mm Ø



05.368.0041 12 mm Ø



05.368.0110 15 mm Ø



05.368.0070 20 mm Ø



05.368.0069 30 mm Ø





#### AGATE

05.368.0024



5 mm Ø

05.368.0025



7 mm Ø

05.368.0067



10 mm Ø

05.368.0027



12 mm Ø

05.368.0111



15 mm Ø

05.368.0028



20 mm Ø

05.368.0065



30 mm Ø

#### SINTERED ALUMINUM OXIDE

05.368.0019

5 mm Ø

05.368.0021



10 mm Ø

05.368.0112



15 mm Ø

05.368.0054



20 mm Ø

05.368.0053



30 mm Ø

#### ZIRCONIUM OXIDE

32.368.0005



0.1 mm Ø, 0.5 kg (approx. 135 ml)

32.368.0003



0.5 mm Ø, 0.5 kg (approx. 135 ml)

32.368.0004



1 mm Ø, 0.5 kg (approx. 135 ml)

05.368.0089



2 mm Ø, 0.5 kg (approx. 135 ml)

05.368.0090



3 mm Ø, 0.5 kg (approx. 140 ml)

22.455.0007



3 mm Ø, 200 pieces (approx. 6 ml)

22.455.0009



5 mm Ø, 200 pieces (approx. 25 ml)

05.368.0146

7 mm Ø

05.368.0094



10 mm Ø

05.368.0096



12 mm Ø

05.368.0113



15 mm Ø

05.368.0093



20 mm Ø

05.368.0106



25 mm Ø

05.368.0092



30 mm Ø